

 **HermanMiller**

My Studio Environments™



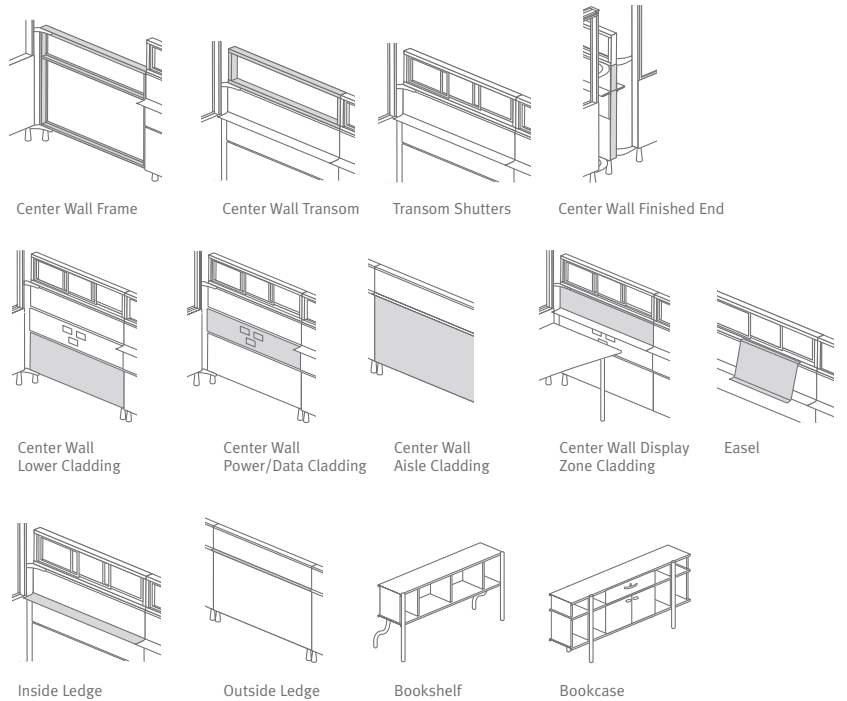


PUTTING PEOPLE IN CONTROL

By wrapping the office around the individual, My Studio Environments puts the person at the center of work, providing the feel of a personal, private office within an open plan environment. It fosters comfort, well-being, connection with others, and productivity in human-scaled offices that let people control their privacy and how they work. Designed by Douglas Ball, this inventive, balanced approach can help organizations attract and keep knowledge workers that are critical to their innovation, creativity, and growth.



VOCABULARY: CENTER WALL



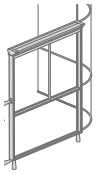
UNIQUE CAPABILITIES

Four primary concepts drove the design of My Studio Environments.

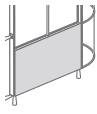
- D
Vanishing Point™ design features curved outer corners, open inner corners, translucent materials, and “floating” walls to make an office feel more spacious and inviting. Light can enter, air can flow, and people can have a sense of breathing room.
- C
About Face™ design reorients the worker. The cockpit-shaped primary surface lets people face the entrance to their office, making them feel more comfortable, connected, and secure.
- Z
Zone Logic™ supports different aspects of the knowledge-work process.
 - Create Zone*—The large, contoured primary surface creates a spacious work area.
 - Display Zone*—Components like easels and a bookcase keep materials visible.
 - Organize Zone*—The credenza-like secondary surface stores and stages work materials.
 - Filter Zone*—Translucent walls and doors help people filter out or welcome in what’s happening outside their office.
- P
Permeable Privacy™ is provided by translucent, tempered-glass shutters that work like sliding windows so people can manage their privacy and accessibility.



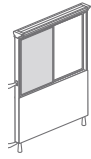
SIDE WALL



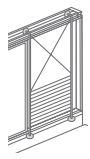
Side Wall Frame



Side Wall Cladding



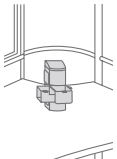
Side Wall Shutter



Rolling Tool Rail



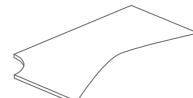
Tool Rail



Power/Data Distributor



Support Leg



Concave Primary Surface



Winged-End Primary Surface



Rectangular Secondary Surface

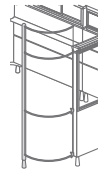


Round-End Secondary Surface



Winged-End Secondary Surface

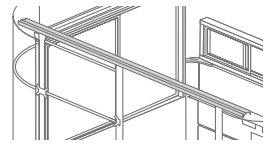
STREETSIDE



Streetside Curved Frame



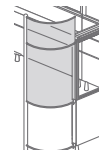
Streetside Straight Frame



Header



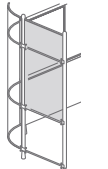
Streetside Curved Lower Cladding



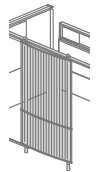
Streetside Curved Upper Cladding



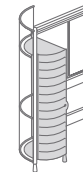
Streetside Straight Lower Cladding



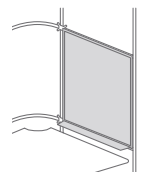
Streetside Straight Upper Cladding



Door



Closet



Message Board



Rolling Tool Rail



Closet



Center Wall with Transom



Bookcase



Display Zone

PURPOSEFUL PALETTE

My Studio Environments' architectural quality is reflected in the two metallics and four warm and cool neutrals—with a bright sand texture—designed for its outside surfaces. Nature-inspired colors for the inside enhance the furniture quality, creating richness and depth. The concise and coordinated color, material, and finish selection simplifies design and specification and ensures harmonious combinations.

A NEW LANDSCAPE

My Studio Environments turns the traditional systems concept inside out. Its highest walls (81, 68, or 46 inches) are on the outside. Side walls (68 and 46 inches) are lower, and the center wall (46 inches) is lowest. This design accommodates collaboration within a cluster and gives people more control over their privacy.

SUSTAINABLE DESIGN

My Studio Environments was designed and developed according to the McDonough Braungart Cradle-to-Cradle protocol created by MBDC, ensuring that it meets strict environmental standards. My Studio Environments is also GREENGUARD certified, helping customers achieve LEED credits.

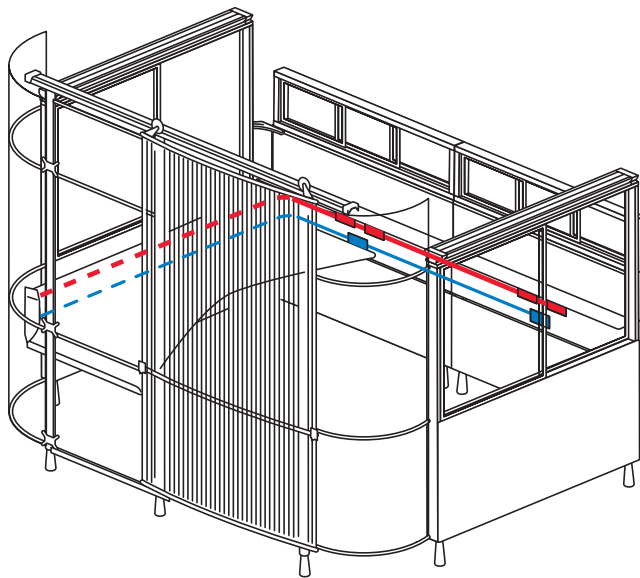


Power/Data Distributor

SUPPORTING TECHNOLOGY

Cables and 8-wire, 4-circuit power are routed in the center wall frame. Power can enter the frame from the floor, wall, or ceiling. Power and data are accessed at the center wall, with two receptacle locations on each side of each frame. A powered center wall holds 120 4-pair UTP cables at a 40 percent fill rate (180 at a 60 percent fill rate).

A power/data distributor attaches to the underside of a primary work surface and plugs into the center wall, providing access to two receptacles and two data ports at the curved outer corner of an office. The surface trough attaches to the underside of the work surface to hold the distributor's conduit and to route cables and cords.



DISTRIBUTION PATHS: POWER ■ DATA ■

12-YEAR, 3-SHIFT WARRANTY

Like all Herman Miller products, My Studio Environments is durable for long-term performance and value. As a statement of our confidence in its quality, My Studio Environments is covered by the Herman Miller Warranty—a straightforward promise that we stand behind that quality 100 percent. The 12-year, 3-shift warranty covers all standard elements and includes labor on all warranty work.

For more information about our products and services or to see a list of dealers, please visit us at www.HermanMiller.com or call (800) 851 1196.

© 2006 Herman Miller, Inc. Zeeland, Michigan Printed in U.S.A. on recycled paper O.MS2320-5

®  Herman Miller is among the registered trademarks of Herman Miller, Inc.

™ About Face, My Studio Environments, Permeable Privacy, Vanishing Point, and Zone Logic are among the trademarks of Herman Miller, Inc.